

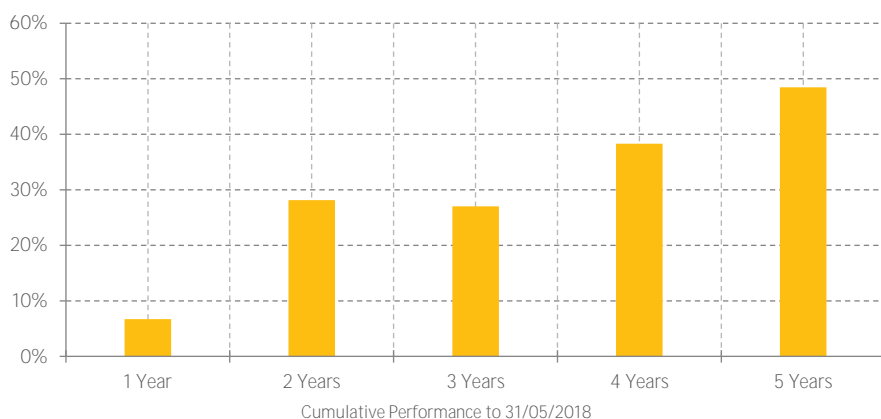
# WESLEYAN WITH PROFITS ISA FUND

31 May 2018

## FUND OBJECTIVE

The Wesleyan With Profits ISA Fund aims to provide capital growth over a medium to long term period by investing in UK and International shares, fixed interest stocks, property, cash and other related investments. The fund aims to avoid sharp rises and falls by 'smoothing' the return on your investment over the period of the plan.

## UNDERLYING FUND PERFORMANCE (AS AT 31/05/2018)



Please note that past performance is not a reliable guide to future performance and the value of your investment can go down as well as up, so you could get back less than you have invested.

## CUMULATIVE PERFORMANCE (AS AT 31/05/2018)

	1 Year	3 Years	5 Years
Wesleyan With Profits ISA Fund	6.70%	27.01%	48.48%

## ANNUAL PERFORMANCE (AS AT 31/05/2018)

	01/06/2017 to 31/05/2018	01/06/2016 to 31/05/2017	01/06/2015 to 31/05/2016	01/06/2014 to 31/05/2015	01/06/2013 to 31/05/2014
Wesleyan With Profits ISA Fund	6.70%	20.09%	-0.87%	8.90%	7.35%

Source: Internal actual returns correct at 31 May 2018. The performance figures shown above are based upon the gross return on the underlying assets of the With Profits Fund before charges are deducted and do not include the effects of smoothing. The return individual investors have received on their own investments will be different due to, for example, the amount invested, smoothing and charges.

## INVESTMENT RETURNS

The table below demonstrates what the potential cash in value for the fund would have been at 01/06/2018, with a deposit of £10,000 in the Wesleyan With Profits ISA 1, 3, 5 or 10 years ago.

These figures are based on historical performance of the fund after accounting for initial and ongoing charges, and are not guaranteed. Please note that past performance is not a reliable guide to future performance and the value of your investment can go down as well as up, so you could get back less than you have invested.

Figures shown are net of AMC and initial charges and include the effects of smoothing with regular bonuses and a final bonus added.

	1 Year	3 Years	5 Years	10 Years
Wesleyan With Profits ISA Fund	£10,368	£11,735	£14,427	£16,974

Source: Internal Figures as at 01/06/2018

With Profit payouts incorporate the effects of smoothing of investment returns. Through 'smoothing', we may keep some of the investment growth back in periods of good return to cushion any reduction in value when stock markets fall.

'Smoothing' cannot fully protect customers when investment conditions decline over long periods. It is recommended that investments held in the Wesleyan With Profits ISA Fund are held for a minimum of five years.

In addition to the return on investments within the fund, the bonuses that we declare will also depend on other factors including the amounts of profits or losses that we make from other business and whether these are allocated across our With Profits policies or retained by the Society. We may add regular bonuses throughout the period of your investment and we might also add a final bonus when you cash in your units.

# WESLEYAN

## FUND FACTS

Fund provider:	Wesleyan Assurance Society
Citi code:	W459
Launch date:	19/07/2005
Domicile:	United Kingdom
Total Fund size*:	£3.55bn
Annual Management Charge (AMC)**:	1.7%

\* Fund Size includes all life and pension investments held in the Wesleyan Open Market With Profits Fund and Wesleyan Closed With Profits Fund as at 31/05/2018

\*\* The AMC includes the cost of the Ongoing Advice Service (OAS) that Wesleyan Financial Services provide. We take part of the 1.5% every day over the year, before we set the unit price. We take the rest (0.2% of the account value) by cashing in units monthly. For customers who opt out of the OAS, we will reduce the AMC by 0.5%.

## FURTHER INFORMATION

If money invested in the With Profits Fund is taken out, a Market Value Reduction (MVR) may be applied: this may have the effect of reducing the fund value. The MVR will not be applied if the policy is being cashed in on death or in certain circumstances set out in your policy documents.


You can find more detailed information on MVRs and how our with-profits fund works in our series of booklets "How our With Profits Funds works".

Details of our product charges can be found in the Key Features Document for the relevant product. All documents mentioned and up-to-date information about fund prices are available on our website at [www.wesleyan.co.uk](http://www.wesleyan.co.uk).

# WESLEYAN WITH PROFITS ISA FUND

31 May 2018

## FUND RISK RATING



We rate this fund as Moderate Risk/Reward. This means that it is suitable for investors who are looking for higher returns than cash or fixed interest based investments and accept investing in higher risk assets to achieve this but in a way that limits exposure to frequent market rises and falls. When investments are cashed in, there is a risk that they may be worth less than put in. Money is mostly held in shares and property, with a lower proportion in fixed interest and cash based investments.

## TOP HOLDINGS

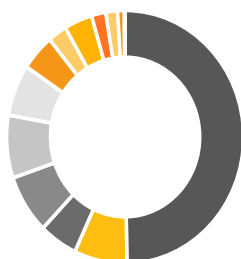
(as at 31/05/2018)

Name	%
ROYAL DUTCH SHELL B	3.3%
DIAGEO	2.3%
RIO TINTO	2.2%
BP	2.1%
HSBC HOLDINGS	1.8%
GLAXOSMITHKLINE	1.7%
ASTRAZENECA	1.5%
UK TREASURY 0.5% 03/2050	1.2%
HOMESERVE	1.2%
UK TREASURY 8.38% 04/2020	1.2%

Source: Internal Figures to 31/05/2018

## ASSET BREAKDOWN

(as at 31/05/2018)



UK EQUITIES	49.75%
INDEX LINKED	7.22%
CASH	5.23%
UK GOVERNMENT BONDS	7.55%
PROPERTY	8.03%
US EQUITIES	6.58%
UK CORPORATE BONDS	4.64%
ALTERNATIVE ASSETS	2.59%
EUROPEAN (EX UK) EQUITIES	3.83%
GLOBAL GOVERNMENT BONDS	1.96%
GLOBAL CORPORATE BONDS	1.61%
GLOBAL EQUITIES	0.91%
JAPANESE EQUITIES	0.10%

## SECTOR BREAKDOWN

(as at 31/05/2018)



FINANCIALS	16.51%
INDUSTRIALS	10.19%
GOVERNMENT BONDS	9.34%
CONSUMER GOODS	8.99%
CORPORATE BONDS	8.10%
OTHER	5.75%
PROPERTY	7.55%
CONSUMER SERVICES	7.05%
GOVERNMENT INDEX-LINKED	6.25%
OIL & GAS	6.35%
HEALTHCARE	4.57%
BASIC MATERIALS	4.60%
TELECOMMUNICATIONS	1.97%
UTILITIES	1.49%
TECHNOLOGY	1.30%

## ABOUT FUND MANAGER



Name: Martin Lawrence  
Start Date: 04/01/2016

Martin Lawrence has been a Fund Manager since 2001 and has overall responsibility for managing several equity and multi-asset funds. He joined the Society as an Investment Analyst in 1995 and is a fully qualified Associate of the CFA Society of the UK. In addition, Martin is Head of Investment Research at Wesleyan and is backed by a team of Fund Managers and Analysts who are market sector specialists.

### Head Office

Wesleyan Assurance Society  
Colmore Circus  
Birmingham B4 6AR  
Tel: 0345 351 2352  
Fax: 0121 200 2971  
Advice is provided by Wesleyan Financial Services Ltd.

'WESLEYAN' is a trading name of the Wesleyan Group of companies. Wesleyan Financial Services Ltd (Registered in England and Wales No. 1651212) is authorised and regulated by the Financial Conduct Authority and is wholly owned by Wesleyan Assurance Society. Wesleyan Assurance Society is authorised by the Prudential Regulation Authority and regulated by the Financial Conduct Authority and the Prudential Regulation Authority. Incorporated in England and Wales by Private Act of Parliament (No. ZC145).

Registered Office: Colmore Circus, Birmingham B4 6AR. Telephone calls may be recorded.

This fund is not classified as an Ethical Fund. However, similar to the With Profits Fund, the Wesleyan Ethical Fund is available through a range of life and pension products.